




 [OBPIH-5687] Disable or fix permissions for transfer out from product dropdown Created: 05/16/23 Updated: 05/26/23 Resolved: 05/25/23

Status:	Closed
Project:	Openboxes PIH
Components:	None
Fix versions:	0.8.22_Hotfix1
Parent:	Update Transfer out workflow

Type:	Bug	Priority:	Blocker
Reporter:	Kelsey Nagel	Assignee:	Manon Woringer
Resolution:	Done	Votes:	0
Labels:	None		
Remaining Estimate:	0h		
Time Spent:	6.5h		
Original estimate:	Not Specified		

Attachments:	  
Sprint:	Sprint 113 - Filthy Macaw, Sprint 114 - Funny Lioness
Story Points:	2
Epic Link:	Update Transfer out workflow

Description

Issue Description: For some reason, the locations that are available to transfer out to in the transfer out modal are not available if you access the transfer out via the prod

Steps to Reproduce:

1. On obamstage, go to an electronic stock card of an item with inventory
2. Click the dropdown under the product name and select transfer stock
3. Open the destination dropdown. You will see these options

Transfer out

Transaction Type	Transfer Out						
Transaction Date	17 May 2023 04 : 59						
Source	Central Medical Stores						
Destination	Select an Option						
Comment	<ul style="list-style-type: none"> Canefield [Depot] Princess Margaret Hospital [Ward] Roseau Health Center [Dispensary] 						
Transaction Entries	<table border="1"> <thead> <tr> <th>Product</th> <th>Bin Location</th> <th>St nt</th> </tr> </thead> <tbody> <tr> <td>RK05 Amoxicillin, 250mg/5mL susp N016D107A 28/Feb/2024 Each 20000</td> <td></td> <td>0</td> </tr> </tbody> </table>	Product	Bin Location	St nt	RK05 Amoxicillin, 250mg/5mL susp N016D107A 28/Feb/2024 Each 20000		0
Product	Bin Location	St nt					
RK05 Amoxicillin, 250mg/5mL susp N016D107A 28/Feb/2024 Each 20000		0					

✖

Save Cancel

4. Go back to the same stock card. Click the carrot next to the inventory this time and press transfer. You will see a much longer list of potential destinations

Transfer stock		
	Origin	Destination
Product	RK05 Amoxicillin, 250mg/5mL susp	RK05 Amoxicillin, 250mg/5mL susp
Serial / Lot Number	N016D107A	N016D107A
Expiration date	27 Feb 2024	27 Feb 2024
Location	Central Medical Stores	
Bin Location	Default	
Quantity	20000 Each	

Transfer stock

Choose where stock is being transferred to ...

- Ad Hoc Donation
- BVI CMS
- Canefield
- Castle Bruce Health Center
- Central Medical Stores
- Dominica China Friendship Hospital
- Grand Bay Health Center
- Henry Schein
- IDA Foundation
- Imrac

The transfer stock modal appears to be looking up destination options based on which locations have the receive stock activity code. The page accessed from the product activity code.

Expected Behavior: Justin Miranda please comment. Honestly neither option makes a ton of sense to me. If anything we shouldn't be able to transfer out to managed inventory by receive stock works for now but it feels like transfer out should just work for all non-inventory managed non-supplier locations (wards, dispensaries, etc)

Justin's Feedback:

As far as I am concerned, both dropdowns should replicate the same logic used by the destination outbound stock movement. But I'm ok with Kelsey's approach of (RECEIVE_STOCK, EXTERNAL_TRANSFER), excluding supported activities in (MANAGE_INVENTORY). I'm not sure how to make the "non-supplier" functionality

Comments

Comment by Manon Woringer [05/19/23]

Justin Miranda Please give some guidance on what to do here.

Comment by Dariusz Rodzewicz [05/22/23]

After looking into this issue I have noticed a few things that I feel I need to address before merging my pull request.

First of all, the location dropdown on *stock transfer modal* returned all of the active locations, there was no other condition like supported activity or anything like that.

On the other hand, the destination location dropdown on the Transfer out page had a few more conditions like:

- only get "Nearby locations", which means locations with the same locationGroup
- if the current location has EXTERNAL supported activity then also get external locations
- get only locations that support RECEIVE_STOCK activity

The only change that I have currently introduced into the code is also filtering out locations that support MANAGE_INVENTORY and are supplier locations. I have also changed modal to use the same one that is used on the transfer out page.

My only question at this moment would be, do we want to get all of the locations, regardless of the locationGroup or should the `locationsGroup == currentLocation`

cc Justin Miranda Kelsey Nagel Artur Walkowiak

Comment by Justin Miranda [05/22/23]

Dariusz Rodzewicz Could you also sanity check community.openboxes.com to see if there are other issues related to the transfer out to make sure we're fixing them (or at least to see if they are related to the transfer out) Not sure if these are the only related topics / issues but they are the first things that came up when I searched "transfer" on community.openboxes.com and github.com/openboxes/openboxes/issues/194

<https://community.openboxes.com/t/bug-in-transfer-stock-adjust-stock/671>

<https://community.openboxes.com/t/moving-on-hold-back/583/2>

<https://github.com/openboxes/openboxes/issues/194>

<https://github.com/openboxes/openboxes/issues/1850>

If you don't feel you have time to review we can do a post-mortem review together.

Comment by Dariusz Rodzewicz [05/23/23]

Thanks Justin Miranda for linking those issues, after reviewing some of them I noticed that I had omitted a case for internal transfer.

Currently, I noticed three things that could potentially introduce a regression so I would need your review/assessment of it

1. In the scope of stock transfers, we hadn't talked about how it would impact internal transfer (when you transfer to the same location but a different bin). An example of [Rwinkwavu Pharmacy Warehouse](#) which is a **depot** with `MANAGE_INVENTORY` activity code, which means it's getting filtered out and there is no way a user can select a bandaid solution, I have just appended the *current location* to the location list.
2. Since yesterday it was decided to also remove the criteria that check if the location supports `RECEIVE_STOCK` activity code I made the changes in my code but notice Correct me if I am wrong, but I assume that we don't want Bin Locations in this list. As for now, I added an additional criteria that filters out locations if they have a **parent**
3. Another thing I wanted to mention is that the same location select is also used in "Mark as Consumed" so the changes done in my current PR will also impact this page to leave it as it was I think I would need to create a separate select instead of modifying the current version.

The screenshot shows a software interface for managing inventory. At the top, there are several action buttons: 'Show stock card', 'Record stock', 'Edit Product', 'Manage lot numbers', and 'Manage'. Below these is a dropdown menu with various options. The 'Mark as consumed' option is highlighted with a red box. The main content area shows a table of stock locations. The table has two columns: 'Actions' and 'Bin Location'. The 'Bin Location' column lists various locations like 'Default', 'CUB1B', 'edit_zo... : E10', 'E5D2', 'R-063RMZ', 'R-189MGU', 'R-211VAM', and 'R-741JGA'. The 'E5D2' row is highlighted in orange.

cc [Justin Miranda Kelsey Nagel Artur Walkowiak](#)

Comment by [Justin Miranda](#) [05/23/23]

[Dariusz Rodzewicz](#)

1. Good catch. And yes, I think your solution (appending current location) sounds good to me.
2. Correct. We should not include bin locations. I think the easiest way to fix that would be to only include locations with no parent location.
3. That's fine. The destination in Mark as Consumed is optional. In most cases, the consumption transaction will have occurred at the current location and has no destination. The user with a way to spice up the transaction. for example, you could have a physical location like an Incinerator or virtual locations for things like reason codes e.g. the latter could also be implemented using custom transaction types, but there are cases where you might want all of these transactions to fall under Consumption, so you need a reason code.

Comment by [Neha Maharjan](#) [05/23/23]

[Katarzyna Krawczyk Dariusz Rodzewicz](#)

During training, I found a weird behavior with the transfer stock button. When you transfer stock to any other location type that is NOT a depot, the transaction does not go to the obprd server. I think this is related to the locations so the fixes for this ticket might have resolved it. But if not, let me know if I should create a new ticket.

<https://www.loom.com/share/c50126472a2449558a9342de867832bb>

Comment by [Dariusz Rodzewicz](#) [05/24/23]

[Neha Maharjan](#) fixes in this ticket only involve the location list dropdown, there are no changes to how the stock transfer is being processed so I think this issue deserves its

Comment by [Kelsey Nagel](#) [05/24/23]

[Dariusz Rodzewicz](#) agree on all points with you and Justin about expected behavior. [Neha Maharjan](#) can you create a new ticket and add it to the sprint with a hotfix label?

Comment by [Manon Woringer](#) [05/25/23]

CONCLUSION from clarification 25/5 - nothing additional to do here, what was implemented is the expected behaviour [Dariusz Rodzewicz](#) [Katarzyna Krawczyk](#) [Kelsey Nagel](#)

Comment by [Katarzyna Krawczyk](#) [05/25/23]

Verified cases:

- stock transfer dropdown: current location visible, able to transfer stock
- stock transfer dropdown: wards, pharmacies and dispensaries from the same location group are visible (unable to transfer but we agreed not to fix it now)
- transfer out dropdown: wards, pharmacies and dispensaries from the same location group are visible (able to transfer)
- transfer out dropdown: current location visible, able to transfer out (qty is removed)
- manage inventory locations, suppliers and bin locations not visible on both

Generated at Sun May 26 05:33:10 UTC 2024 by Justin Miranda using Jira 1001.0.0-SNAPSHOT#100253-rev:9d9e162b25696bf64a72e992115651bcdb1d2406.